



DominateSmartSite
Transforming the way industries work

The background of the slide is a composite image. On the left, a close-up of a hand holding a white smartphone, with the index finger touching the screen. This is framed by a large, light blue diamond shape. The rest of the background is a blurred image of a modern industrial factory floor, showing a car chassis on an assembly line and various robotic arms and machinery.

Begin Your Digital Transformation Reimagine Operations in the Era of Industry 4.0

Table of Contents

1

Smart Asset Management (EAM)

5

**Smart Workforce & Productivity
Management**

2

Smart Maintenance Management (CMMS)

6

Plug & Play IoT Hardware

3

Smart Machine Monitoring

7

End-to-end Security & Integrations

4

Smart Environment Monitoring

8

Why Dominate Smart Site?



1

Smart Asset Management (EAM)

Smart Asset Management (EAM)

Improve Asset Reliability, Availability,
Visibility and Costs!



Smart Site Platform

A Product of Dominate SmartSite

Asset Management Challenges

- Do you know what assets you have, how many, and where they are in real-time?
- Do you have visibility of your asset utilization? Do you know which assets are idle?
- Do you know the true Total Cost of Ownership of your assets?
- Do you have full traceability of the chain-of-custody of your assets?
- Are you able to allocate equipment to specific projects?
- Can you easily manage equipment planning and resource allocation?
- Are your asset audits slow and time-consuming? Do you find discrepancies in your audits?
- Are you in compliance with your asset management regulations?



Solutions for Achieving Greater Value, Reducing Costs, Eliminating Risks & Optimizing Operation's Efficiency

Smart Asset Management

Improve asset reliability, availability, visibility and costs!

Enterprise Asset
Management (EAM)



Maintenance
Management (CMMS)



Alert &
Notification



Smart IoT
Sensors



Real-Time
Location System



Inventory
Tracking



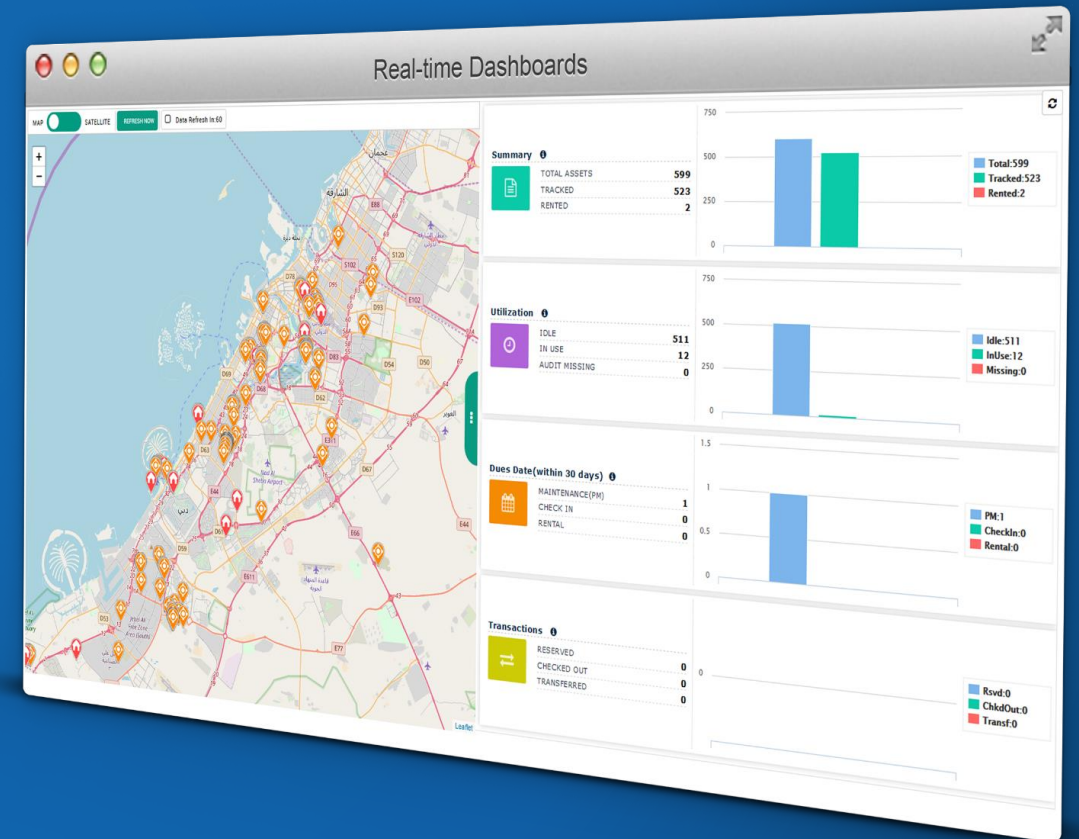
Cradle-to-Grave Asset Management

Manage & Track Your Assets. Indoor or Outdoor, Anywhere, Anytime.

Comprehensive asset management platform with wireless IoT capabilities for managing your capital assets, equipment and tools.

















You can also supercharge your existing application with the power of wireless IoT.

- Asset Type with unlimited Attributes
- Asset Check-out/In, Transfer-Out/In
- Asset Audits (Counts, Misplaced, Missing, Search)
- Asset Reservation and Scheduling Management
- Asset Rental Tracking



Tools & Kit Tracking

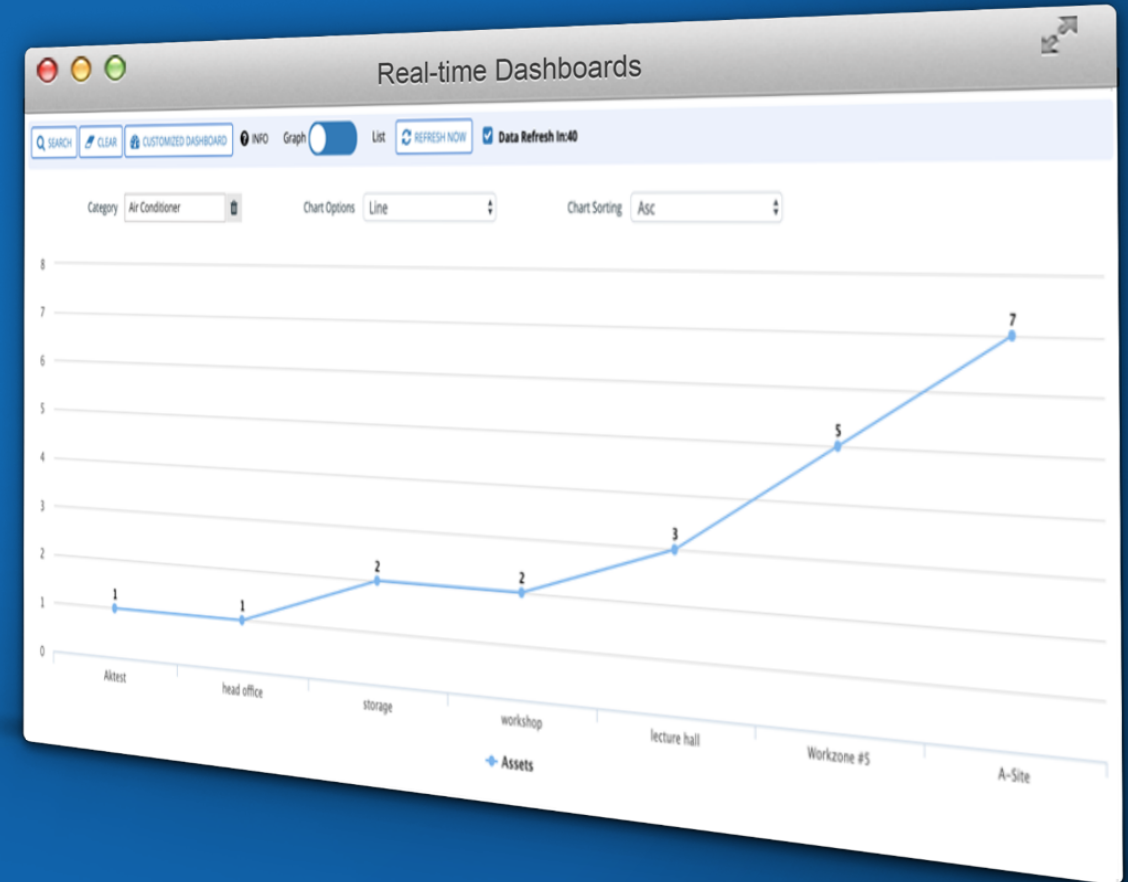
[View Images](#) [Cancel](#)

 0023 Power Tools	 0024 Power Tools	 0025 Power Tools	 0026 Machinery
 0027 Hand Tools	 0028 Hand Tools	 0029 Power Tools	 0030 Power Tools
 0031 Power Tools	 0032 Hand Tools	 0033 Machinery	 0034 Machinery
			

Asset Check-Out/In & Transfer-Out/In

Full chain of custody visibility.

- Quick asset check-out process.
- Check-out assets to a user, customer or project.
- Cost tracking of checked-out assets.
- Email due date reminders to custodians.
- Securely transfer-out/in assets to/from facilities.



Asset Audit

Quick and accurate asset audit.

- Eliminate loss of productivity chasing lost or misplaced assets.
- Comply with your asset management regulations.
- Know missing and misplaced assets in minutes.



Asset Reservation & Rental Management

Reduce CAPEX and expand your resources.

- Manage high valued assets efficiently and reduce rental costs.
- Unlimited reservations against an asset.
- Rental Management with due date reminders.



Real-time Visibility Like Never Before!

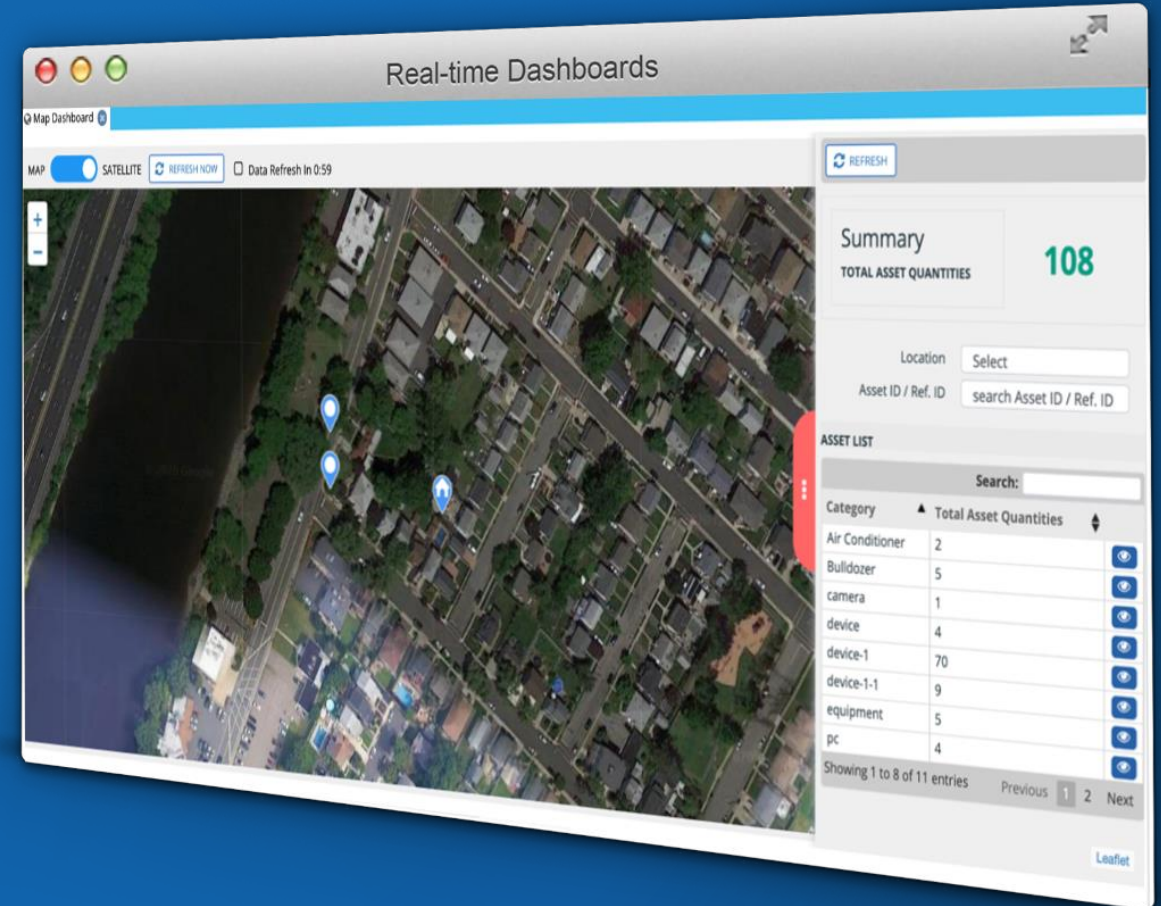
- What assets are currently available onsite?
- Where are they located at any time?
- Are they underutilized, or fully utilized?
- How much are they costing you?
- What assets & resources are available for allocation?
- Who is checking the asset in or out?
- How many assets are reserved for later use?
- How best to optimize asset utilization across projects?



Real-time Location System (RTLs)

Know What Asset You Have,
How Many You Have,
Where They Are In Real-Time

- Live Indoor & outdoor asset visibility
- View your assets and fleet on your site map or world map.

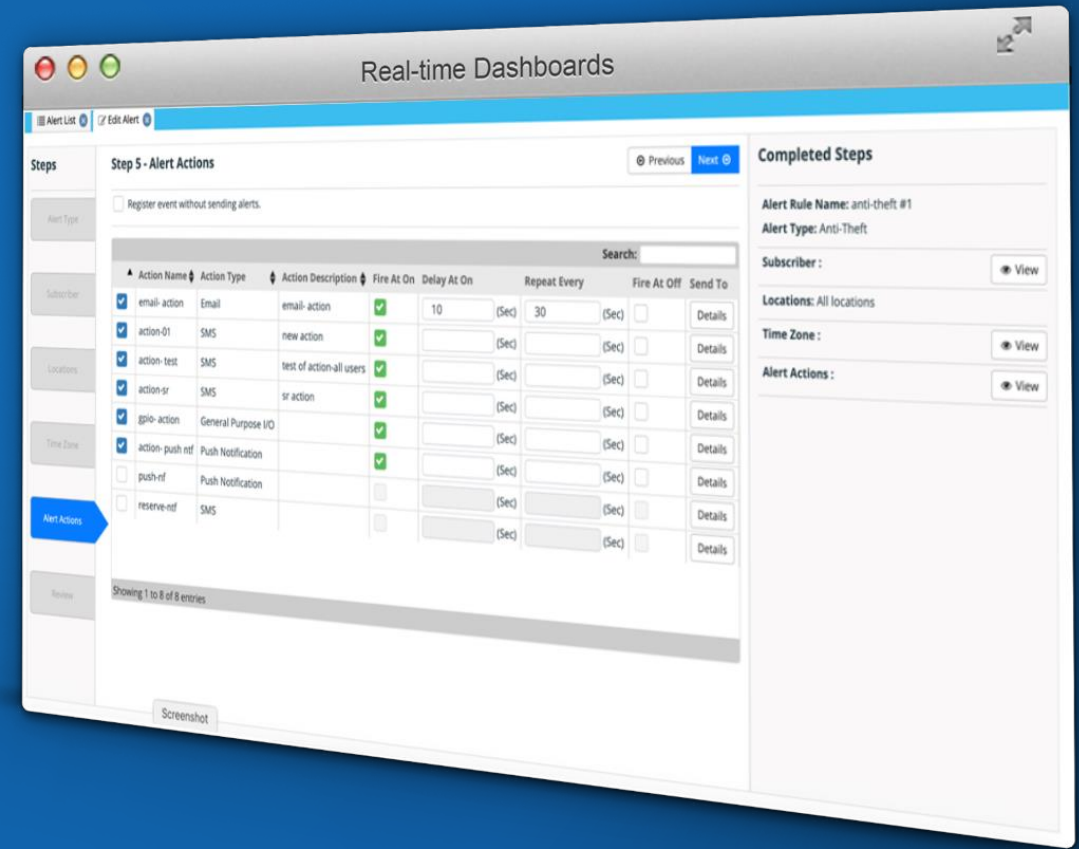


Real-time Alerts & Notifications

Watches Your Assets Without You Watching It!

Real-time alerts & notifications bring accountability, validation and security at every level.

- Rule-based Alerts
- Notifications
- Reminders
- Manage Restricted Asset Movements
- Actions (Pop-up message, SMS, Email)



Mobile Field Management

**Mobility connects You to Assets,
Anywhere, Anytime!**

Smart phones and tablets help you achieve the full spectrum of asset management and maintenance capabilities in the palm of your hand.

- Android & iOS
- On-line or Off-line Working Modes
- Live Geo-location Tracking
- Live Dashboards



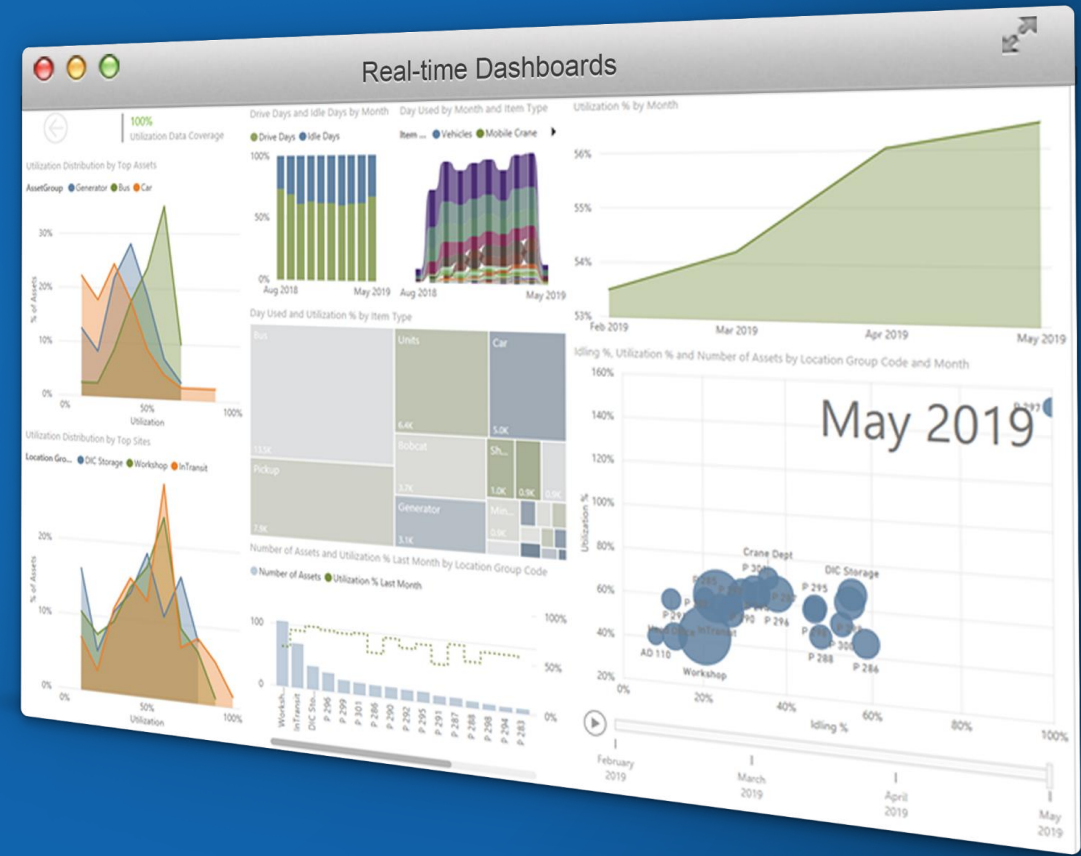
Analytics

Converting Your Asset's Raw Data Into Actionable Intelligence!

Utilize BI database to design your own customized reports any way that fits your requirement.

Analyze data gathered from a wide variety of sources to uncover patterns and trends that will deliver actionable insights to your operation.

- Live Dashboards
- AI-powered Insight
- Asset Utilization
- Asset Health
- Audit Analysis



Document Control

100% Paperless, 100% Digital.

Consolidate your documents, images, videos, transaction records, certifications, inspection approvals in a single digital portal, accessible from any location, on any device, by all authorized users across the enterprise.

- O&M manuals
- Drawings, Schematics
- 3D models, BIM
- Images, Videos
- Vendor Submittals



Data



Real-time dashboards providing information about **Asset Audit, Asset Count, Transactions, Due Dates**, etc. to make confident decisions based on actual data.

Example

Asset Audit

7 staplers were allocated to the Zone B. Today, system is showing one is missing.



Insight



Up-to-date reports providing insights into **Asset Maintenance, real-time demand & supply gaps** to drive confident, proactive & data-driven decisions.

Example

Maintenance & Supply Gaps

At the rate, the power generator "Asset01" is working; it needs to be serviced in 15 days. Spare part inventory at site A is low on spark plugs. This will affect PM service of "Asset02" & "Asset03" which are due next week.

Action



Advanced analytics providing recommendations for better **management of assets**

Example

Recommendations for Asset Management

We need to purchase several new drills. To make a good purchasing decision, it is necessary to view all details of previous drills' lifecycle – from acquisition to disposal. Did they last as long as expected?



Real-Time Visibility

1

Example

Asset Count Presently, there are 5 air compressors available on Site A.

Idle Assets Currently, there is one idle generator on Site C.

Asset Services There is a PM due date for Asset008 next week. Its current Odometer shows 12330.

Check-in/out John from Trade B's group has checked out 2 saw drills yesterday.

Service Due Dates The excavator working in Zone 3 should be inspected for proper functioning tomorrow.

Notifications The rented asset with tag ID 120031 must be returned in two days.

Asset Audit There are 3 assets missing from Site A.



Real-time Insights

2

Example

Asset Management What kinds of alerts have been issued for critical assets recently? Restricted movement? Anti-theft?

Schedule Issues Excavation work in location A was planned to be done in 150 hours. The group has been working for almost 200 hours now, & it is not finished yet. This is mainly due to excavators breaking down repeatedly. If things keep going like this, it is reasonable to expect one week of delay.

Cost Issues It was planned to spend no more than \$11,000 for renting heavy machinery, but at the end it costed \$19,000. Why did they have to keep the machine for a longer duration of time?

Asset Productivity Ratios We spent \$4500 on assets to complete task A. Our revenue was \$2920. This means for each dollar we spent, we earned \$0.65 with Asset Productivity Ratio of 65%.



Advanced Analytics

3

Example

Asset Optimization Aging assets are hindering the project's progress. Perhaps we need to replace some of them with new ones.

Financial Decisions There are 5 underutilized generators on site A. Should we transfer or sell them?

Financial Advices The asset with tag ID 120086 has been serviced 5 times during the past 2 months at a total cost of \$3400. Perhaps we need to replace this asset with either a new one or a rental.

Tactical Advices Company's profit margins are being gobbled up by underutilized assets. This is primarily because purchased assets are used for a short while and then left aside and forgotten. Perhaps we need to rent assets instead.

Use Data to Realize Efficiencies, Minimize Costs, Control Risks & Improve Asset Performance.

- Gain complete visibility and control of all equipment and assets across your facility.
- Leverage data automation for asset allocation analysis and reporting.
- Eliminate the need to search for lost or misplaced items.
- Improve asset availability and cut down on time wasted for asset tracking and management.
- Automate asset management, including check-in/check-out, auditing, and reporting.
- Reduce asset-related operating costs, extend asset life, and improve ROA (return on assets).
- Optimize asset utilization within and across projects.



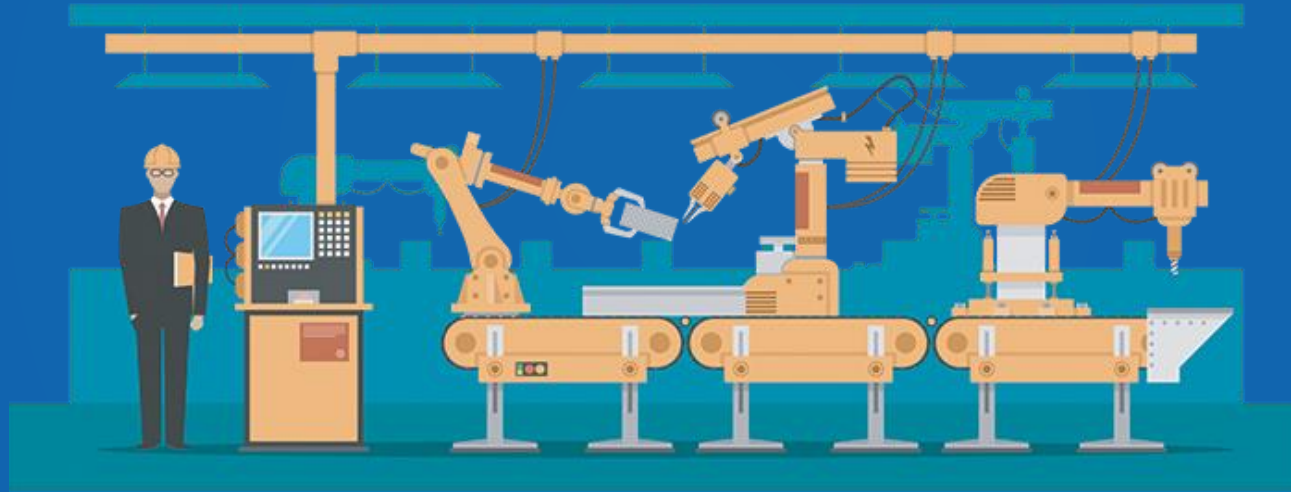


2

Smart Maintenance Management (CMMS)

Smart Maintenance Management (CMMS)

Maximize Equipment Uptime, Reliability & Availability!



Smart Site Platform

A Product of Dominate SmartSite

Operational Challenges

- Is unplanned downtime stopping your operations?
- Is your production machinery in tip-top shape?
- Can you predict when a machine should be shut down to prevent a failure?
- Do you know which assets need to be serviced this month?
- Do you have the right spare parts to service them?
- Do you have real-time visibility of your shop/field maintenance workload?
- Is your field workforce linked to real-time information for faster and better decisions?
- Can you effortlessly allocate the work orders to meet the daily demand changes?
- Do you meet your operation's environment, emissions and safety standards?



Solutions for Achieving Greater Value, Reducing Costs, Eliminating Risks & Optimizing Operational Efficiency

Smart Maintenance Management

Maximize equipment uptime, reliability and availability!

Preventive Maintenance



Condition-based Predictive Maintenance



Smart IoT Sensors



Alerts & Notifications



Real-Time Location System



Spare Parts Inventory



Preventive Maintenance

Maximize Equipment Uptime, Reliability and Availability!

Drive an efficient maintenance operation.

- Condition-based Planned & Corrective Maintenance
- Auto-triggering Work Order Creation
- Technician Dispatch with One-click Assignment
- Maintenance Task Lists
- Maintenance Dashboards
- Maintenance Cost Tracking
- Instant Maintenance Requests

You can also enable your existing maintenance application with the power of Dominate wireless IoT sensors.



Predictive Maintenance

Minimize Un-scheduled Downtime!

Our IoT-based Smart Maintenance Management is a CMMS on steroids.

Smart sensors collect real-time asset condition, usage, environment, and performance for predictive analysis.

Predictive maintenance algorithm helps determine the condition of in-service equipment in order to predict when maintenance should be performed. Alerts are sent to the right person at the right time so corrective action can be taken.

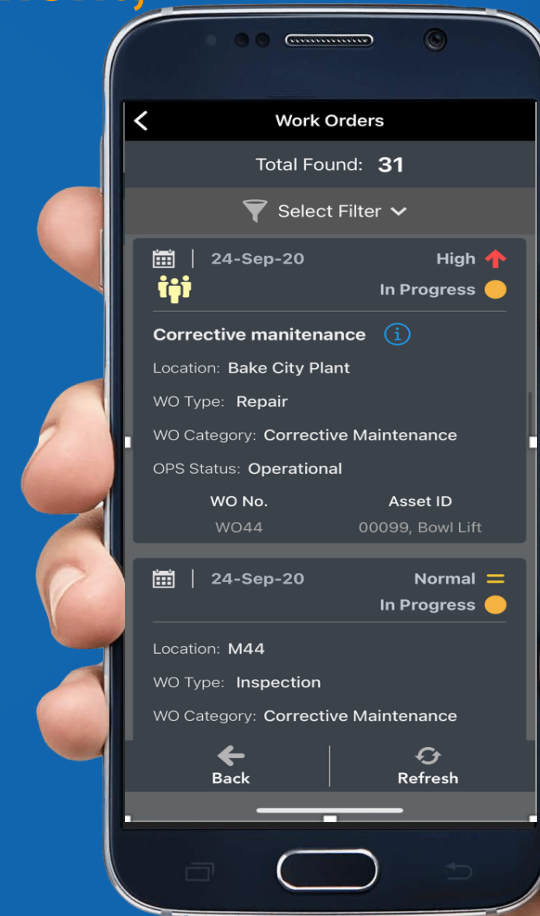


Mobile Field Management

Mobility Connects Your Field Techs to Equipment, Anywhere, Anytime!

Achieve the full spectrum of maintenance management from the palm of your hand.

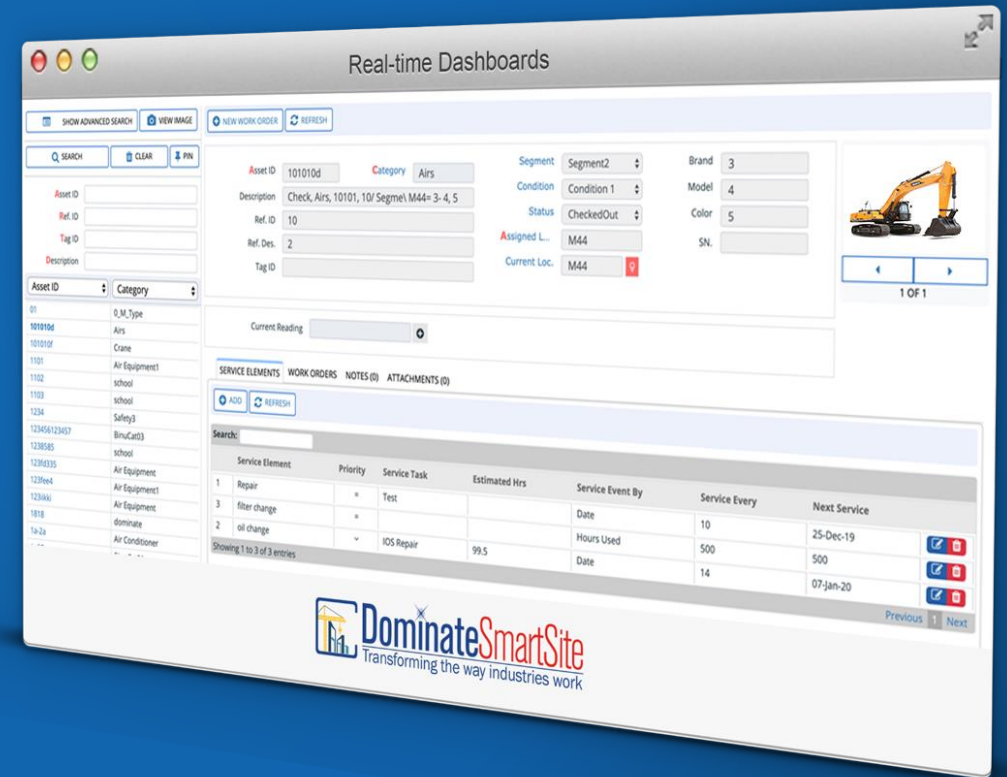
- Live Dashboards.
- Workflow automation.
- Automated time and cost tracking.
- Create, manage and update work orders.
- Maintenance checklist management



User-defined Preventive Maintenance Plans

Watches Your Equipment Maintenance Lifecycle Without You Watching It!

Setup unlimited recurring maintenance work orders to occur per piece of equipment based on conditions such as calendar date, odometer, usage hours and number of usages to automatically trigger maintenance notifications.

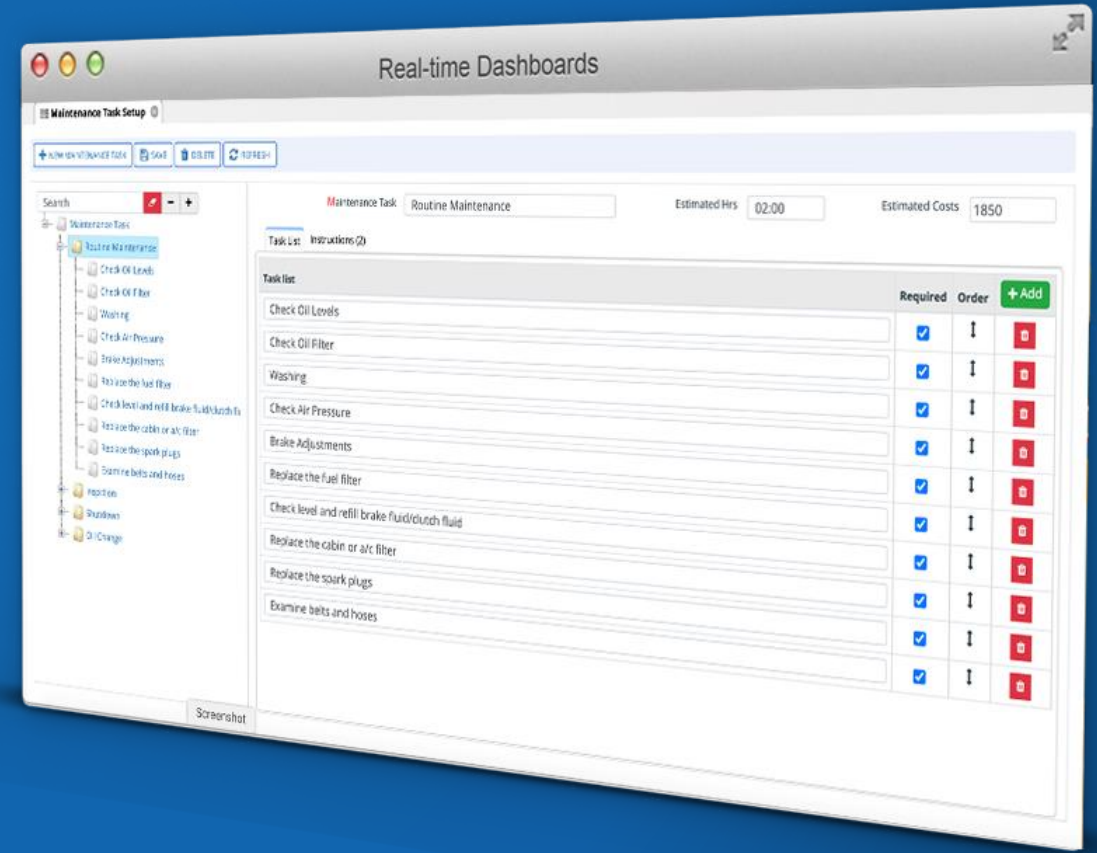


Maintenance Task List

Deliver Reliable & Consistent Maintenance Every Time!

Setup unlimited task lists for each type of maintenance to simplify and aid technicians when performing the service.

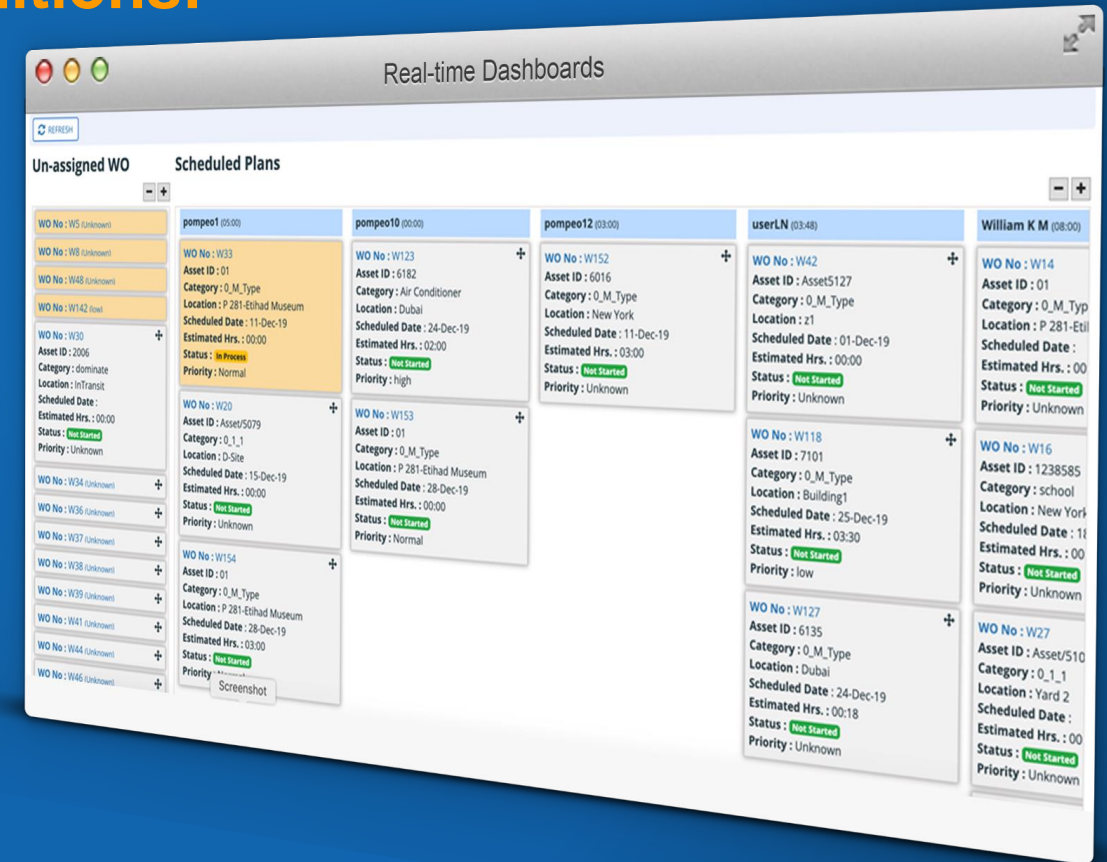
Assign estimated time to each task for comparison with the actual time spent to drive performance KPI.



Technician Dispatch Dashboard

Empower Your Management With Real-time Data to Make Decisions Based on Current Conditions!


- View all the technician schedules in real-time.
- “one-click” to quickly and effortlessly assign work orders to a technician or a team of technicians.



Work Order Creation & Planner

Your Maintenance Management On Auto Pilot!

- Auto-triggers work orders when equipment conditions (calendar date, odometer, usage hours, or the number of usages) are met.
- Work order request creation from the field or web portal.
- Work requests approval.



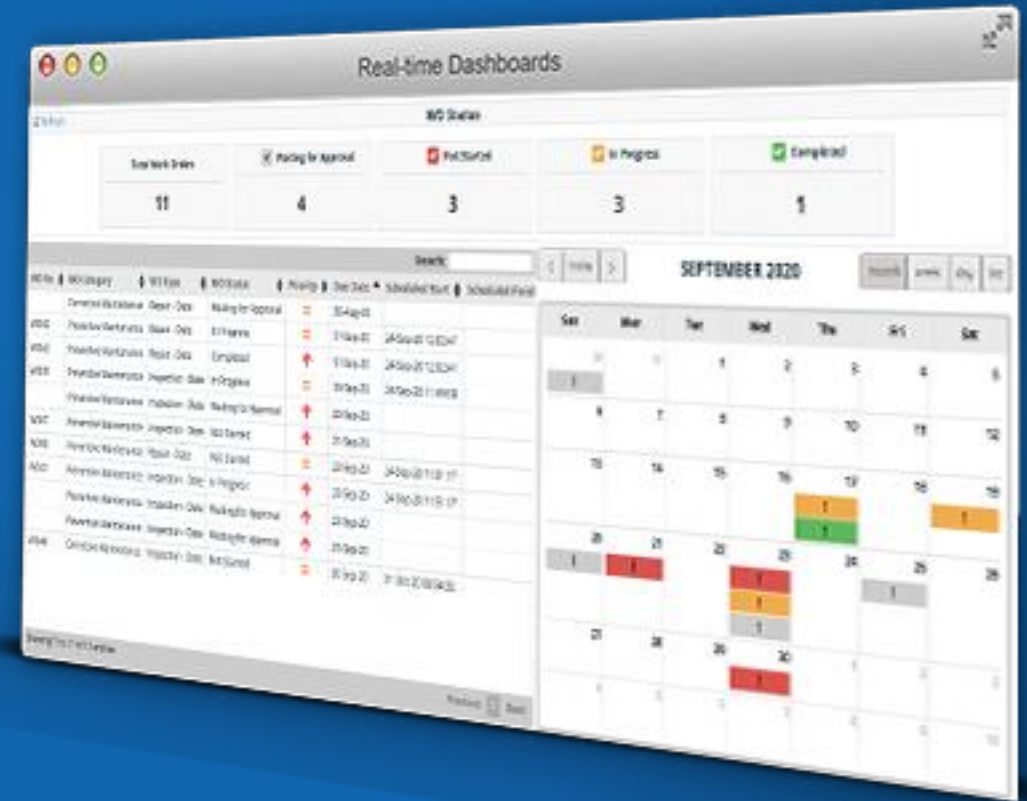
The screenshot displays the 'Real-time Dashboards' interface of the DominateSmartSite system. At the top, there are navigation buttons: '+ CREATE WO', 'CLEAR', 'REFRESH', and 'EXPORT'. Below these is a search bar labeled 'Search By Asset Id/ref.Id'. The main area contains a table with 12 columns: Asset ID, Ref. ID, Category, Description, Current Loc., Service Due, Service Element, Estimated Hrs., Priority, Current Reading, Last Serviced, and Service Every. The table lists various work orders for different assets, including calibration and repair tasks. At the bottom of the table, it says 'Showing 1 to 25 of 25 entries'. The DominateSmartSite logo and tagline 'Transforming the way industries work' are visible at the bottom of the interface.

Asset ID	Ref. ID	Category	Description	Current Loc.	Service Due	Service Element	Estimated Hrs.	Priority	Current Reading	Last Serviced	Service Every
6070	6070	O_M_Type	O_M_Type, 6070, Active,	OfficeEntrance		calibration	03:00	low	1800	25-Dec-19	1
6070	6070	O_M_Type	O_M_Type, 6070, Active,	OfficeEntrance		calibration	03:00	low	1800	25-Dec-19	1
6070	6070	O_M_Type	O_M_Type, 6070, Active,	OfficeEntrance		calibration	03:00	low	1800	25-Dec-19	1
6103		O_M_Type	O_M_Type, 6103, Active,	P 281-Etihad Museum	08-Jan-20	Repair	05:00	high		25-Dec-19	14
6135		O_M_Type	O_M_Type, 6135, Active, Allen ASO,	P 281-Etihad Museum		Repair	03:00	high		25-Dec-19	30
6137		O_M_Type	Activ, O_M_T, 6137, Works= Allen ASO,	Dubai		Repair	00:12	Normal	3000	24-Dec-19	1000
6155	61	Air Conditioner	Activ, Air C, 6155, 61/ DIC S= Allen ASO,	Workshop		Repair	00:06	Normal	1000	24-Dec-19	500
6155	61	Air Conditioner	Activ, Air C, 6155, 61/ DIC S= Allen ASO,	DIC Storage		Repair	04:00	low	10000	24-Dec-19	9500
6155	61	Air Conditioner	Activ, Air C, 6155, 61/ DIC S= Allen ASO,	DIC Storage	24-Dec-19	oil change	01:00	high	10000	23-Dec-19	1
6155	61	Air Conditioner	Activ, Air C, 6155, 61/ DIC S= Allen ASO,	DIC Storage	24-Dec-19	oil change	04:00	low	10000	24-Dec-19	9500
								high	10000	23-Dec-19	1

Maintenance Calendar Dashboard

Puts You On Top of Your Maintenance Operation!

Provides a bird's-eye view of all the maintenance activities and status whether not-started, in-process or complete.
View the maintenance queue in both a calendar and detailed list view.



Maintenance Metrics Dashboard

Converting Your Maintenance Data into Actionable Intelligence!

- Your entire maintenance operation under your fingertip.
- Real-time visibility helps run a tight and efficient maintenance operation.
- View historical performance for previous periods.



Spare Parts Inventory

The Right Spare Parts at the Right Place and Time!

Control spare parts planning and availability to mitigate risks and boost operational performance.

- Inventory & Spare Parts
- Inventory Level Tracking
- Inventory Locations
- Inventory Audit
- Low Stock Alerts



Deploy Smart Site Platform's CMMS and witness the miraculous results:

- Improve operational efficiency.
- Improve asset availability and performance.
- Maximize equipment uptime.
- Minimize unplanned equipment downtime.
- Identify potential failures.
- Reduce total cost of ownership.
- Connect your shop/field operation to the top floor.
- Manage maintenance outsourcing better.





3

Smart Machine Monitoring

Smart Machine Monitoring

Increase Throughput, Capacity and Machine Utilization!



Smart Site Platform

A Product of Dominate SmartSite

Retrofit Your Machines with Advanced IoT Sensors

Make your manufacturing floor a smart factory!

How is it connected?

1. Affix IoT sensor to your equipment in 5 minutes or less (all brands or types of equipment regardless of age).
2. Register the sensor using a mobile device.
3. Set alerts and notifications and have the system to watch your equipment, so you don't have to.



Smart Machine Monitoring

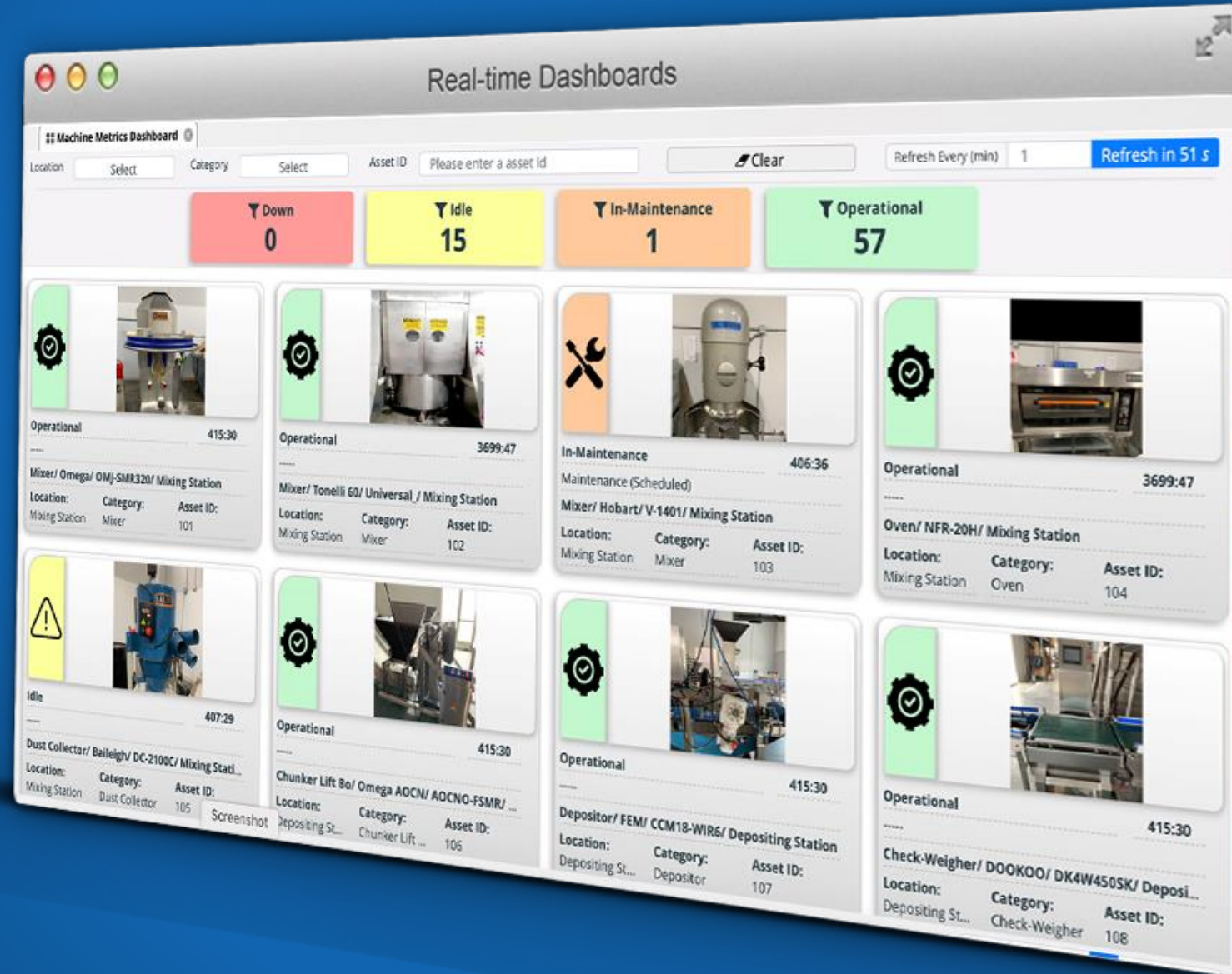
Increase throughput, capacity
and machine utilization.



What it will do for you?

- Real-time visibility of your entire production equipment (reporting operational, idle, down, or in-maintenance status).
- Harness machine data and analysis.
- Real-time visual dashboards.
- Real-time alerts and notifications.
- Incident management and corrective actions.
- Automatically keeps track of working counter (hours, odometer, date, or the number of times it was used.)
- Notifies you if detected anomaly in the operation of the equipment using predictive analysis.
- Evaluate the life cycle of your machine for a better financial impact on your bottom-line.
- Seamlessly connects equipment with your maintenance team, production, and quality control.

Real-time Machine Metrics Dashboard



Real-time Equipment Condition Dashboard



Transforming Machine data Insight into Actions





4

Smart Environment Monitoring

Smart Environment Monitoring

Collect, Analyze, Act!



Smart Site Platform

A Product of Dominate SmartSite

Smart Environment Monitoring

Continuous monitoring of you most critical environment to ensure safety and compliance.

Collect, analyze, Act!

- Temperature & Humidity Sensor
- Vibration & Motion Sensor
- Water Leak Sensor
- Air Quality, Smoke & Dust Sensors
- CO, CO2, H2S, NO2, SO2, O3, Ethanol & Methane Sensors
- Current & Voltage Sensor
- PIR Sensor
- Contact Sensor
- Ambient Light Sensor
- Push Button Sensor



Real-time Environment Dashboards





5

Smart Workforce & Productivity Management

Smart Workforce & Productivity Management










Improve Agility, Throughput, Efficiency, Quality,
Safety and Costs!



Smart Site Platform











A Product of Dominate SmartSite

Workforce Challenges

-  Who is onsite or offsite (site map and geo-location)?
-  Where is your workforce at any given time?
-  How much time is your workforce spending in unproductive zones?
-  What trade resources are available for job allocation?
-  What resources have the subcontractors placed at the site?
-  How much are your subcontractors costing you per shift?
-  Who has not completed safety training?
-  Is everyone accounted for in an emergency evacuation?
If missing, where are they now?
-  Who are high safety risk individuals in your operation?



Productivity Challenges

-  What is the actual productivity vs. planned?
-  Is the project on schedule? If not, what is causing the delay?
-  Is the project on budget? If not, where has the cost overrun?
-  How much time is each foreman spending with his team?
-  Which foreman is the most productive?
-  What project is the crew working on? Who is currently idle?
-  How many man-hours have been spent on a task?
-  What are the actual labor hours/costs vs. planned?
-  Are the subcontractors billing correctly? Are they on schedule?
-  What are the cost accounts and deviations from planned?





Safety First



Man-down (Fall) Detection

Advanced BLE with built-in Motion Sensor identifies a fall in real-time. It transmits the time, location, name and picture of the affected person to the safety personnel.



SOS/Panic Notification

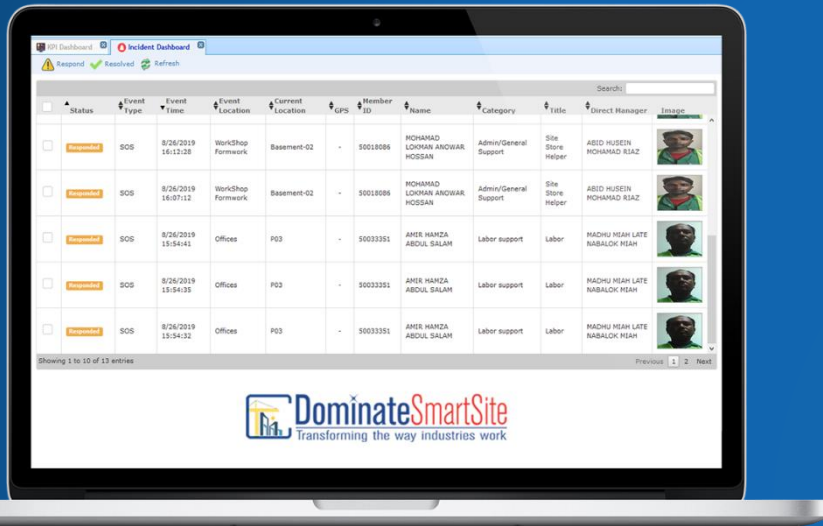
The BLE personnel tags are equipped with SOS/Panic button. The push-button allows the person in stress to alert the safety team of an urgent situation. It transmits the time, location, name and picture of the person to the safety personnel.



Safety Training

- Comprehensive safety and skills training.
- Auto re-training notifications.





Incident Dashboard

- Real-time incident dashboard provides the bird-eye view of all the ongoing incidents at the facility. Each incident is recorded with “Event Location” and “Current Location” of the affected persons.
- It segregates the incidents by incident type and allows the safety personnel to respond to an incident and close it after investigation.
- Complete history reports are available for future analysis.

Restricted Location Control

- Detects and identifies anyone that is restricted from arriving at an unauthorized location.
- Alerts Security and safety personnel in real-time.

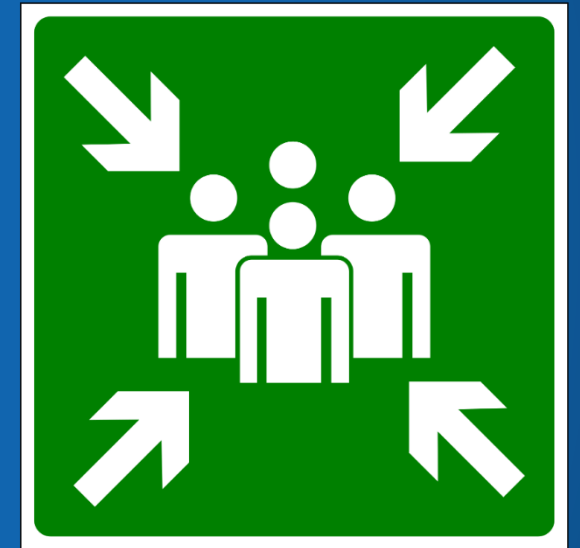


Mustering & Emergency Evacuation System

Improve Site's Evacuation Measures

Makes safe and timely evacuation the cornerstone of your emergency management plan.

- Wireless management of site emergency notifications.
- View people present at each assembly area (safe zones).
- Know precisely who is missing and their last reported location and time.
- Real-time mobile dashboards continuously update with the latest data.

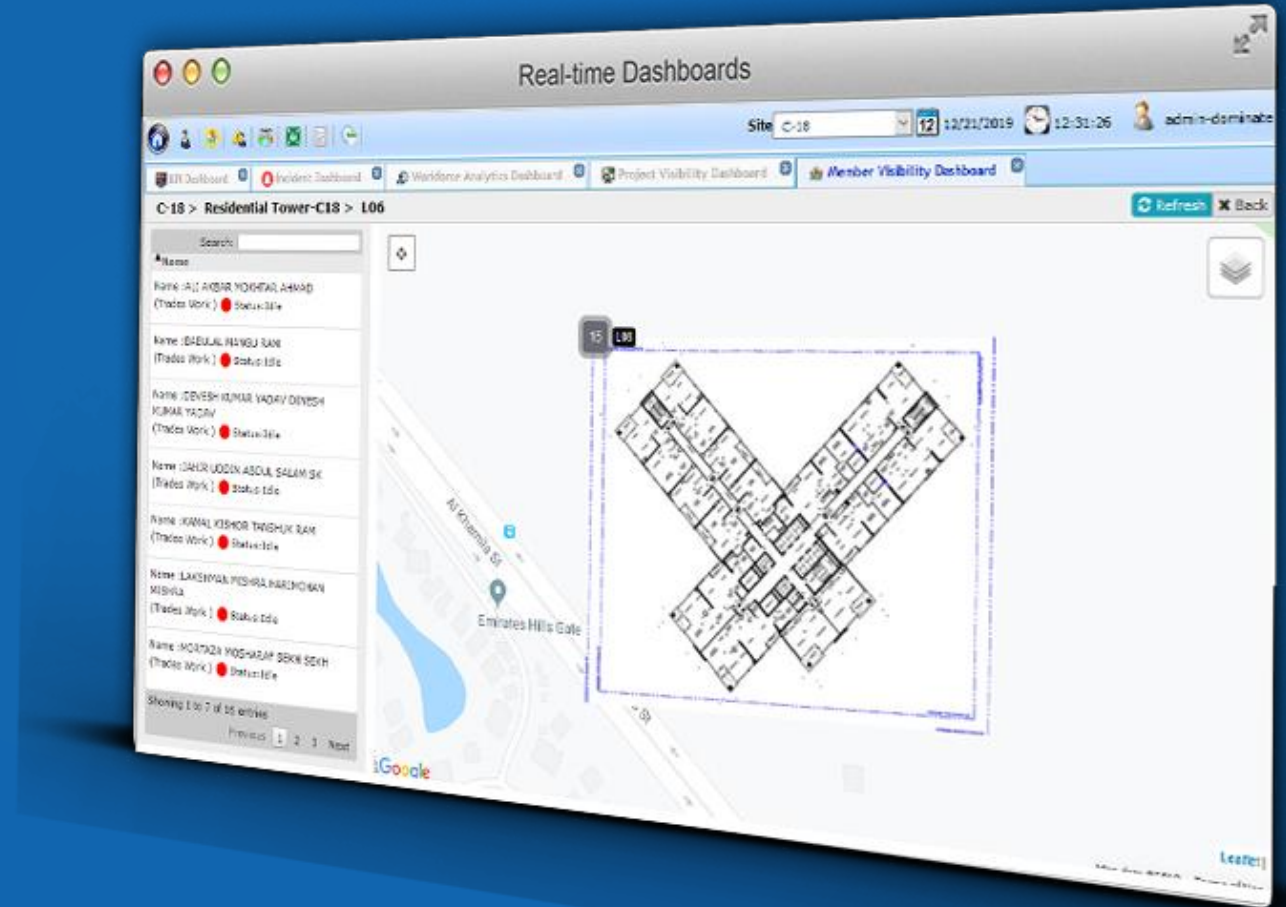


Real-time Alerts & Notifications

Watches your operation without you watching it!

Real-time alerts & notifications bring accountability, validation and security at every level.

- Rule-based Alerts
- Site Messaging Notifications
- Site Mass Alerts
- Manage Restricted Location Access
- Actions (Pop-up message, SMS, and email)



Wireless Attendance Management

Indoor or Outdoor, Anywhere, Anytime.

Real-time visibility of workforce, contractors and visitors.

- Quick Workforce Entry/Exit
- Time & Attendance Control
- Remote Clock-In/Out
- Proof of Presence
- Wireless Roll-Call



Before installing Dominate IoT Smart Workforce Management.
Site's entry & exit time was reduced by 90 minutes per shift for a workforce of 1,500.

Wireless Workforce & Sub. Tracking

Do more with fewer resources.

Identify idle workforce, and effortlessly allocate available resources to increase your operations velocity and reduce costs.

- Real-time Workforce Visibility
- Labor Cost Tracking
- Work zone Productivity Tracking
- Subcontractor Management
- Visitor Tracking



Balance Workforce Capacity

Real-time data for the decision makers

Balance your workforce workload to gain efficiency and minimize labor costs.

- Schedule workforce based on skill sets
- Real-time workforce update dashboard
- Labor forecasting and scheduling
- Track absence, leave and overtime hours



Analytics

Converting your site's raw data into actionable intelligence!

Analyzes data gathered from a wide variety of sources to uncover patterns and trends that will deliver actionable insight to your operation.

- KPI at Multiple Levels
- Workforce Analytics
- Who's In & Location Occupancy
- Member Visibility
- Location Activity

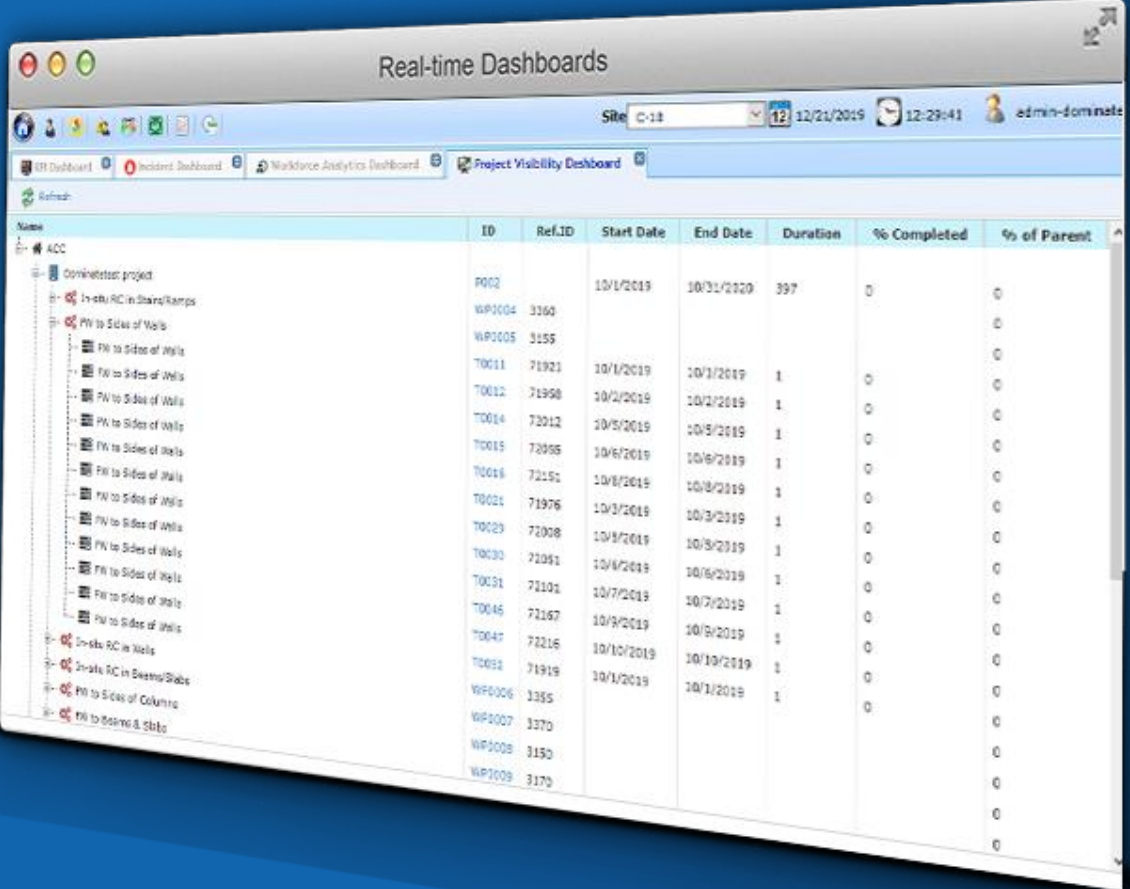


Productivity Management

No more managing projects from rear-view mirror!

Real-time productivity tracking of planned vs. actual KPI, helps project managers to quickly identify the bottlenecks and deliver projects on time and on budget.

- Project Completion Tracking
- Work Package & Task Productivity Tracking
- Workforce Allocation Management
- Work Completion Capturing
- Planned Vs. Actual KPI



The screenshot displays the 'Real-time Dashboards' application. The interface includes a top navigation bar with tabs for 'Dashboard', 'Incident Dashboard', 'Workforce Analytics Dashboard', and 'Project Visibility Dashboard'. The 'Project Visibility Dashboard' is active, showing a tree view of project tasks on the left and a detailed table on the right. The table lists tasks with columns for Name, ID, Ref.ID, Start Date, End Date, Duration, % Completed, and % of Parent. The tasks are organized under a 'DominateSmartSite project' and include various work packages and tasks related to 'In-situ RC in Stairs/Ramps' and 'In-situ RC in Walls'.

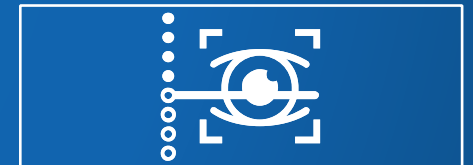
Name	ID	Ref.ID	Start Date	End Date	Duration	% Completed	% of Parent
DominateSmartSite project	PO02		10/1/2019	10/31/2019	397	0	0
In-situ RC in Stairs/Ramps	WP0004	3160				0	0
PW to Sides of Walls	WP0005	3155				0	0
PW to Sides of Walls	TO011	71921	10/1/2019	10/1/2019	1	0	0
PW to Sides of Walls	TO012	71990	10/2/2019	10/2/2019	1	0	0
PW to Sides of Walls	TO014	72012	10/5/2019	10/5/2019	1	0	0
PW to Sides of Walls	TO015	72005	10/6/2019	10/6/2019	1	0	0
PW to Sides of Walls	TO016	72151	10/8/2019	10/8/2019	1	0	0
PW to Sides of Walls	TO021	71976	10/3/2019	10/3/2019	1	0	0
PW to Sides of Walls	TO023	72008	10/8/2019	10/8/2019	1	0	0
PW to Sides of Walls	TO030	72061	10/8/2019	10/8/2019	1	0	0
PW to Sides of Walls	TO031	72101	10/7/2019	10/7/2019	1	0	0
PW to Sides of Walls	TO046	72167	10/9/2019	10/9/2019	1	0	0
PW to Sides of Walls	TO047	72216	10/10/2019	10/10/2019	1	0	0
PW to Sides of Walls	TO052	71919	10/1/2019	10/1/2019	1	0	0
PW to Sides of Columns	WP0006	3155				0	0
PW to Sides of Columns	WP0007	3170				0	0
PW to Sides of Columns	WP0008	3150				0	0
PW to Sides of Columns	WP0009	3170				0	0

Integrations

Energize your Existing Applications with the power of IoT!

Built-in integration with Oracle Primavera P6, MS Project, MS Power BI, and extensibility features enable you to extend your business applications with real-time insights from streaming IoT data to improve efficiency and derive more value from your existing business applications.

- Oracle Primavera P6
- Microsoft Project
- Microsoft Power BI
- Extensive REST APIs
- Import/Export Wizard



The background is a solid blue color with a complex geometric pattern of overlapping triangles and polygons. Several thin white lines with small square endpoints are scattered across the image, creating a sense of movement and connectivity. A white diamond shape is centered in the upper half of the image, containing the number 6.

6

Plug & Play IoT Hardware

Plug & Play Industrial IoT Hardware

**IoT That's Ready to Use.
Ready to Scale.**

Pre-configured IoT hardware designed for harsh industrial environment without a need for AC power or network connection enables your operation to be IoT ready within days.

- No AC Power Required. Runs on long-lasting Battery (12 months).
- No Internet Connection Required (creates its own BLE mesh network).
- Quick Installation and Expansion (less than 2 minutes per device).
- Read Range of Up to 100 Meters (300 ft)
- IP67 Ratings (water & dust proof)
- High Availability with No Single Point of Failure



Technology Agnostic Industrial IoT Devices

RFID



GPS Devices



LoRa



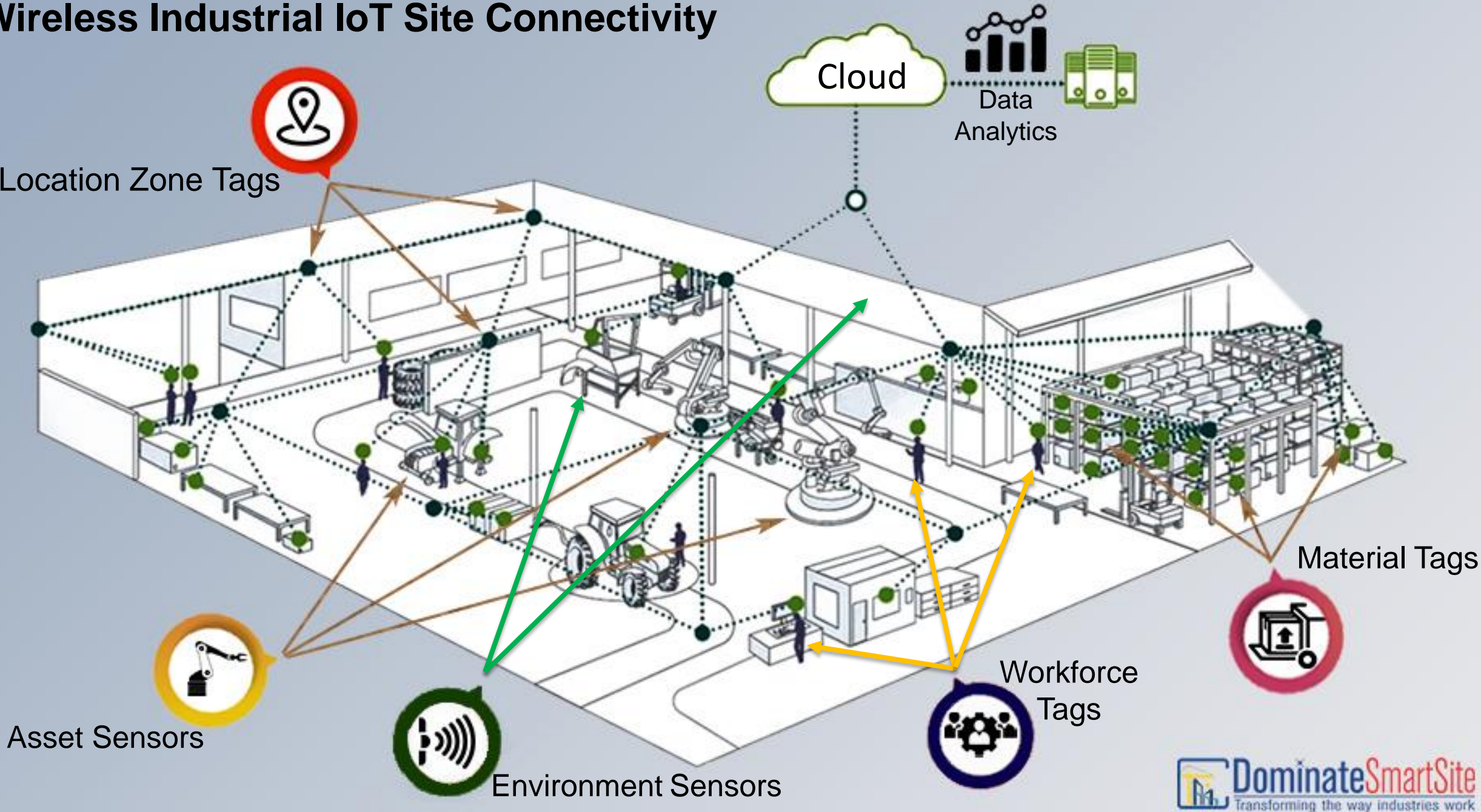
BLE



Sensors



Wireless Industrial IoT Site Connectivity



Plug & Play Industrial IoT Devices



Temperature/Humidity
Sensor (BLE)




High Temperature
Sensor (850F) (BLE)



Vibration & Motion
Sensor (BLE)



Belt Sensor with Man-down
and SOS button (BLE)



Helmet Sensor with Man-down
and SOS button (BLE)




Slim Asset Tag
(BLE)



Combo Sensor (BLE)
(Temp/Humidity, light, air
quality)



Light Sensor
(BLE)



Water Leak Sensor
(BLE)



Power Sensor (voltage
& current) (BLE)



Magnetic Contact
(BLE)



Wireless Site Emergency
Event Notification (BLE)

Plug & Play Industrial IoT Devices



CO2 (Carbone Dioxide)
Gas Sensor (BLE)



H2S (Hydrogen Sulfide)
Gas Sensor (BLE)



NO2 (Nitrogen Dioxide)
Gas Sensor (BLE)



SO2 (Sulfur Dioxide)
Gas Sensor (BLE)



IAQ (Indoor Air Quality)
Sensor (BLE)



RESPIRR (Respiratory
Irritant, Air Quality) Sensor
(BLE)



O3 (Ozone) Sensor (BLE)



ETOH (Ethanol)
Gas Sensor (BLE)



Smoke Sensor (BLE)



Methane Detector
Sensor (BLE)



IR Motion Sensor (BLE)



Environment Sensor
(Temp/humidity, air
quality & pressure) (LoRa)

Plug & Play Industrial IoT Devices



Temperature/Humidity
Sensor (LoRa)



Liquid Level Sensor
(LoRa)



Water Leak Sensor
(LoRa)



Contact Sensor
(LoRa)



Personnel Tag (GPS &
Motion) (LoRa)



RS-485 (Modbus) to
LoRa WAN converter



GPS Vehicle Tag



GPS Container Tag

Plug & Play Industrial IoT Devices

IoT Cloud Connectivity



Location Router
(BLE)



IoT Gateway
(BLE)



Mini Wi-Fi IoT Gateway
(BLE)



Indoor IoT Gateway
(LoRa)



Outdoor IoT Gateway
(LoRa)



7


End-to-End Security & Integrations

Integrations

Supercharge Your Operation With the power of IoT!

Extend your operation with real-time insights from streaming IoT data to improve efficiency and derive more value.

- Microsoft Power BI
- IBM Maximo
- Oracle Primavera P6
- Import/Export Wizards
- Extensive REST APIs
- IoT Sensors, GPS, LoRa and RFID
- Condition Monitoring IoT Hardware



End-to-End Security

We Take Security Seriously!

Through unique device identification, system provides secure environment of trusted devices and communications.

Authentication is enforced prior to communication for proof-of-origin of data. Transport-level security helps prevent corruption. Role-based and user-based access control manages cloud and mobile access.

- Role and user-based access control
- HTTPS point-to-point connection
- Message integrity, confidentiality and replay protection
- Node authenticity
- AES 128 counter mode
- OMAC1 message integrity
- Transport-level security





8

Why Dominate Smart Site?

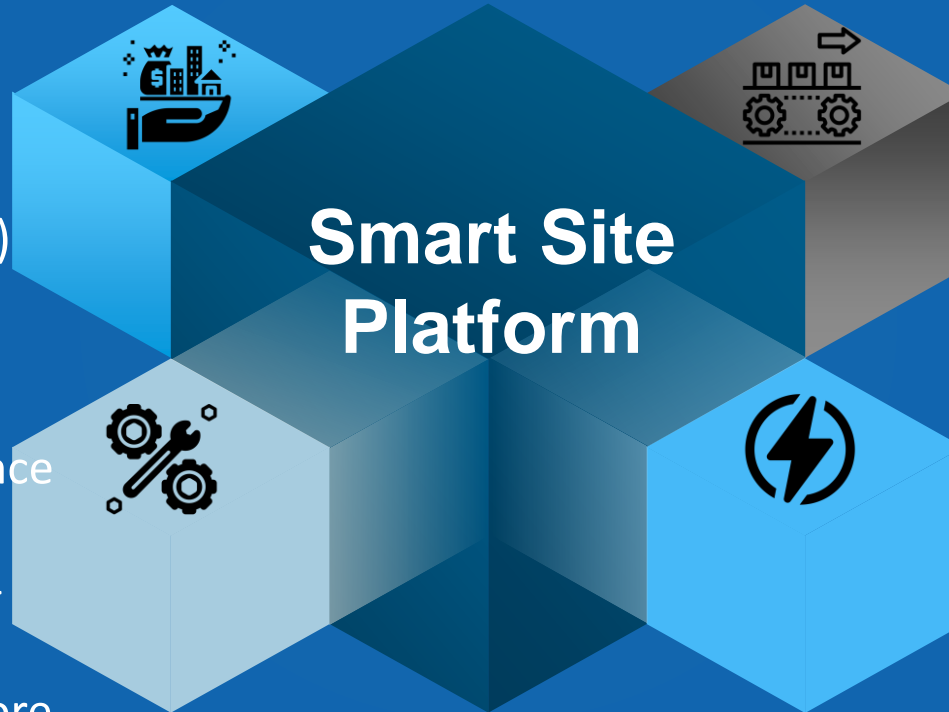
Key Value Drivers of Dominate Smart Site Digital Transformation Adoption

Asset

- Enhanced visibility & control.
- Asset Lifecycle extension.
- Optimize asset utilization.
- Improve return on asset (ROA)

Maintenance

- Real-time visibility of maintenance operation.
- Links maintenance team to real-time data.
- Reduce wrench time and get more maintenance done with fewer resources.



Production

- Faster production bottleneck detection.
- Operating costs reduction.
- Reduction in unexpected production downtimes.
- Enhance labor productivity growth.

Environment

- Energy usage reduction.
- Safety and compliance.
- Harness environment data with detailed analysis.

Why Dominate Industrial IoT?

Key System Features

- End-to-end turnkey IoT Solutions SaaS or on-premise installations.
- Quick learning curve with minimal operation disruptions.
- Plug & play, pre-configured and ready to go IoT hardware.
- Technology agnostic with quick DIY hardware installation.
- Mobile-enabled (iOS & Android).
- End-to-end security.

Zero Investment & Risks

- Low-cost bundled hardware & software monthly subscriptions.
- Accelerate time to value with no upfront costs or CAPEX.
- No long-term contract.

Worry-free Support

- Online knowledge base access.
- Dedicated consultants.
- Phone & Email support.
- Data migration.

Our Goal

Partner with our clients to transform their organizations in the ways that matter most to them.

This means embedding digital analytics and design into core processes and mind-sets; building capabilities that help organizations and people to thrive in an ever-changing context; and developing excellence in execution to ensure that actions translate into outcomes, quickly and sustainably.





- +1-678-387-3877
- www.DominateSmartSite.com
- sales@DominateSmartSite.com
- facebook.com/DominateSmartSite
- linkedin.com/company/dominatesmartsite

